



This guide is for all Smartphone users.







AbiBird®

# How to

## Use AbiSensor Modes

The table below details the various AbiSensor modes.

<p><b>ON (Active) mode</b></p>	<p>To turn the AbiSensor ON for the first time:</p> <ul style="list-style-type: none"> <li>Remove the AbiSensor from its packaging and remove the battery cover from the back</li> <li>Push the <b>black button</b> once</li> <li>The AbiSensor will <i>beep</i> to confirm it is ON and connected to the network</li> </ul>	
<p><b>Bluetooth mode</b></p>	<p>Bluetooth mode is AbiSensor's connecting mode. Use this mode to connect your AbiSensor with your AbiBird app.</p> <p>To activate Bluetooth mode:</p> <ul style="list-style-type: none"> <li>With the AbiSensor in active mode, press the <b>black button</b> once</li> </ul> <p>The AbiSensor will light up blue and flash pink when it detects motion.</p>	
	<p>The AbiSensor will automatically return to active mode after 5 minutes. Alternatively, you can manually deactivate Bluetooth mode.</p> <p>To manually deactivate Bluetooth mode:</p> <ul style="list-style-type: none"> <li>With the AbiSensor in Bluetooth mode, press the <b>black button</b> once. The blue light will turn off, and the AbiSensor will <i>beep</i> twice and return to active mode.</li> </ul>	
<p><b>OFF (Sleep or Transport) mode</b></p>	<p>Sleep mode is AbiSensor's OFF mode. Use this mode when you want to turn the AbiSensor OFF, such as when you are transporting it. To activate Sleep mode:</p> <ul style="list-style-type: none"> <li>With the AbiSensor in active mode, press and hold the <b>black button</b> until the sensor lights up yellow.</li> </ul>	



This guide is for all Smartphone users.



AbiBird

**'Request for Contact' mode**

**'Request for Contact'** mode is AbiSensor's vibration alarm.

Your cared-for person uses this mode to trigger a **'Request for Contact'** alert.

To activate **'Request for Contact'** mode:

- Continuously tap or shake the AbiSensor firmly up to 10 times. Then wait up to 30 seconds for the AbiSensor to *beep* and light up red.

An alert will be sent to your phone and the AbiSensor's graph will show a **'Request for Contact'** alert (one or more red dots).

